

Pay with card


Card payments are processed through [Stripe](#), the leading online payments platform.


Fill in your card details and click “Pay”.


← Medisign Ltd

Order #ZI2JGKJLAq

\$9.00



Powered by  | [Terms](#) [Privacy](#)







Or pay with card

Email


Card information

1234 1234 1234 1234



MM / YY

CVC




Name on card

Country or region

United States

ZIP

☐ Save information to pay faster next time




Pay

Secure Online payments

MediSign supports [Strong Customer Authentication](#) (SCA).

Additionally, **Google Pay** and **Apple Pay** (for Apple users) are supported for even faster card transactions.



MediSign does NOT store credit card numbers.

docs.medisign.com - <https://docs.medisign.com/>

Receive your invoice immediately

Upon completion of the payment, you will be automatically taken to the Order screen, where you can download the Invoice for the payment you have just made.

All your invoices are always available in Menu → Settings → Payment History

Related topics

- [Pay with Paypal](#)
- [Payment methods](#)
- [Pricing](#)

From:
<https://docs.medesign.com/> - **docs.medisign.com**

Permanent link:
<https://docs.medesign.com/manual/pay-with-card>

Last update: **2021/08/14 07:52**

