

Edit Encounter


In this process, you can modify some of the parameters of the Encounter (the service you offered, the time it was performed, etc.).

You can use Free text to enter medical information.



This functionality will soon be expanded with the additional possibility of entering personalized parameters for any type of Encounter. See [details here](#).

Watch this video



Invoice with one click

This is the simplest and fastest way to invoice your patient, simply by pressing the “Invoicing” button. See the image below.

This is because MediSign knows the Customer and the provided Service, so it composes an almost ready invoice. Of course, you can make changes if you want (in services, prices, etc.)


Edit encounter (#2)

Ryan Campbell
Age: 77 years **SSN:** 125-43-0748 **Code:** 9

Urinary tract infection from 8/5/2021
Diagnosis: Under investigation


Service provided

Medical visit

management 

From **Until**


[Clear](#) [Now](#) [Copy](#) [I+](#) [<| Copy](#) [Now](#) [Clear](#)

 **Free text**

Financial information

[Invoicing](#)

Watch this video



From:
<https://docs.medisign.com/> - docs.medisign.com

Permanent link:
<https://docs.medisign.com/manual/encounter/edit>

Last update: 2021/08/13 14:37



