

Manage Invoice Discounts

Do you offer discounts to your customers?

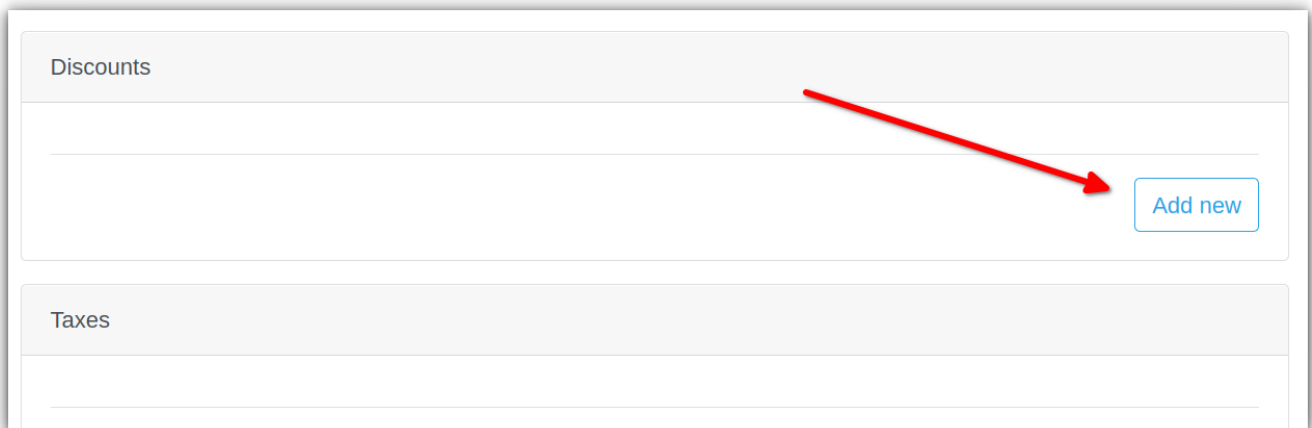
MediSign can help you!

Add new Discount

Go to Accounting Management (Discounts) from the main menu:

Menu → Accounting → Management

Then press Add new button to add a new Discount.



Add the Discount, using the following simple form:

Add new discount

Discount

Title in invoice

If it is expressed as a percentage, give it here:

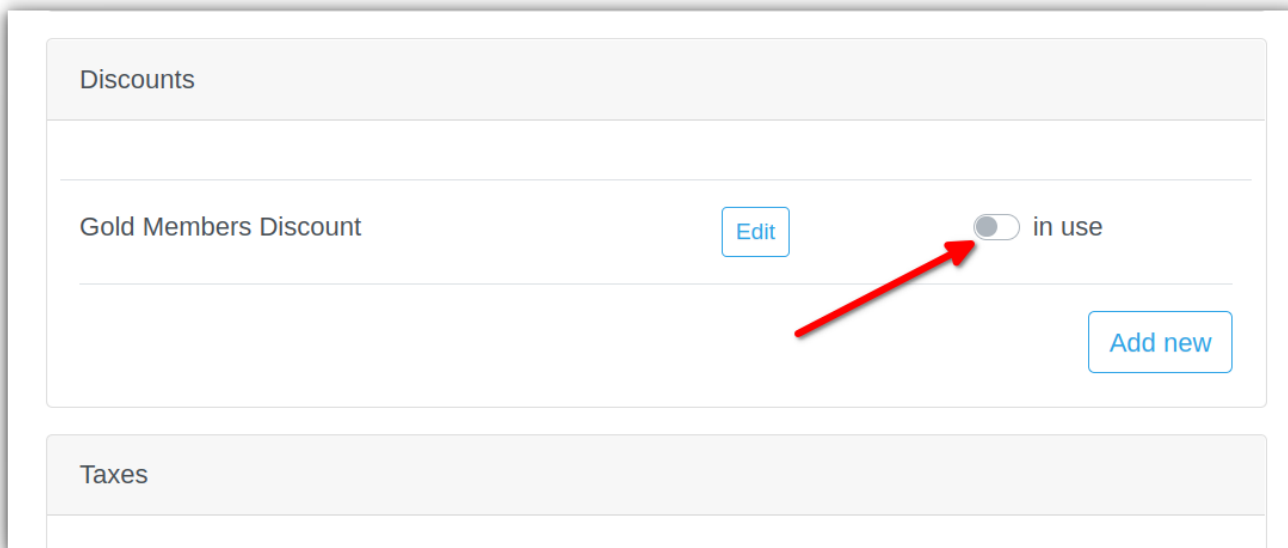
Percentage %

If it is expressed as a value, give it here. Leave it blank, if it has not a fixed value:

Discount value (USD)

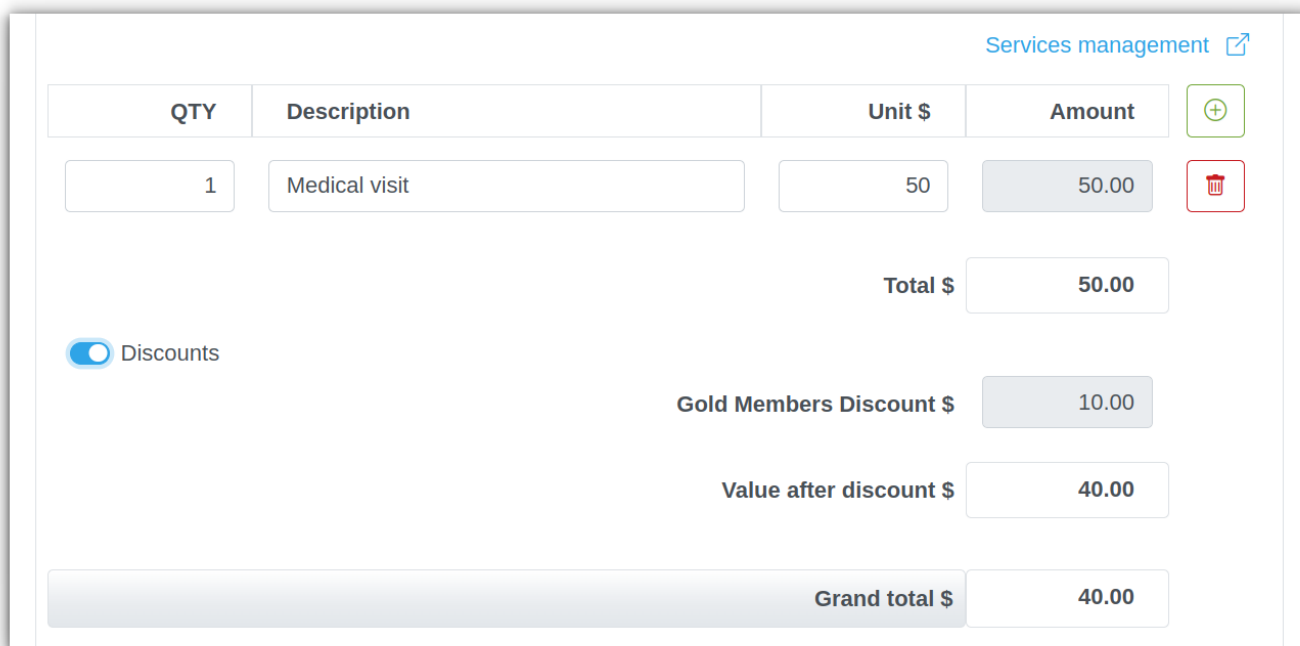
Enable Discount

Enable the Discount on the Accounting Management page:



Use Discount in your Invoice

When you issue an Invoice, just click on the [Discount] switch button to display (or hide) Discounts. (You may use more than one Discount if needed).



Sample Invoice with Discount

medisign_com_test_invoice_with_discount.pdf

Michael D. Olive - MD, PhD
1525 Angus Road
New York, NY 10004
Phone: 212-480-8250
E-mail: MichaelDOlive@example.com

TEST INVOICE

Document unsuitable for tax use. Produced for testing purposes.

NUMBER:	TEST001	CUSTOMER:	John Doe
DATE:	10/2/2022 09:52:40	PROFESSION:	
LOCATION:	NEW YORK	ADDRESS:	
Internal series code:	3		
PAID			
PAYMENT TYPE:	cash		

QTY	Description	Unit price \$	Amount \$
1	Medical visit	50.00	50.00
TOTAL \$			50.00
Discount 20%			10.00
VALUE AFTER DISCOUNT \$			40.00
GRAND TOTAL \$			40.00

From:
<https://docs.medesign.com/> - docs.medesign.com

Permanent link:
<https://docs.medesign.com/manual/accounting/discounts>

Last update: **2022/10/02 14:29**

